

Sæt cirkel om dyr og planter fra filmen:




FRØ-ÆG



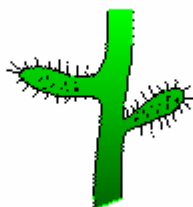
ABORRE



MOSE-SNEGL



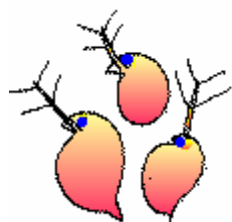
SKALLE



ALGER




VAND-LOPPER



DAFNIER



ÅL



GEDDE



MÅGE



MENNESKE

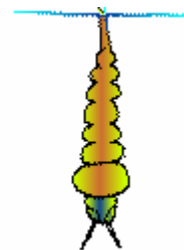
Sæt cirkel om dyr og planter fra filmen:



VANDKALVE-LARVE



BLIS-HØNE



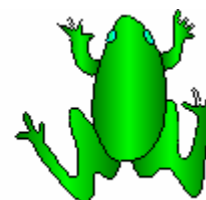
MYGGELARVE



FISKE-HEJRE



ROVFUGL



FRØ



HALE-TUDSE



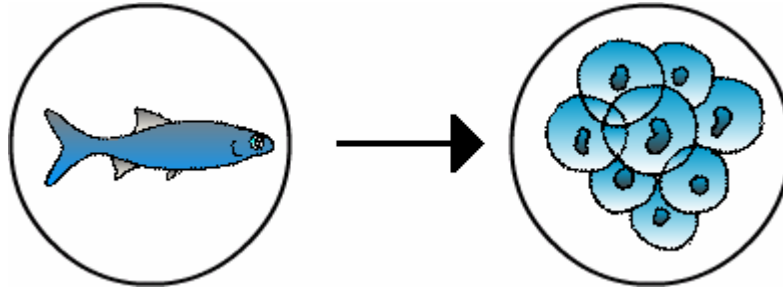
GULDSMEDE-LARVE



VANDEDDEKOP

**Tegn fødekæderne fra filmen ind i cirklerne
og sæt navn under:**

Som her:

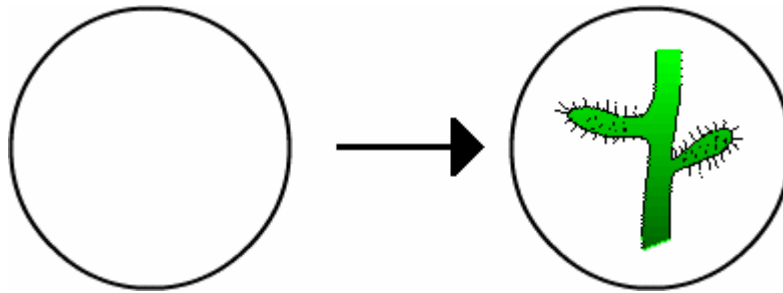


1)

SKALLE

(ÆDER)

FRØÆG




2)

(ÆDER)

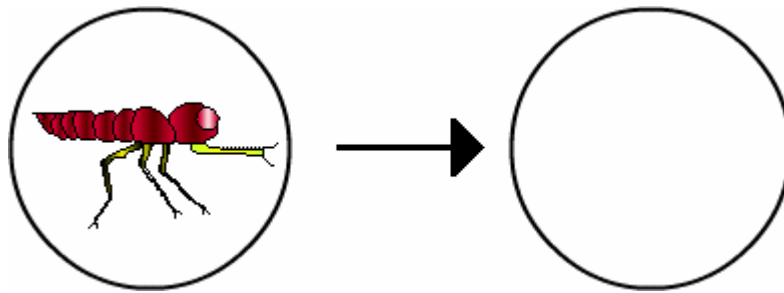
ALGER



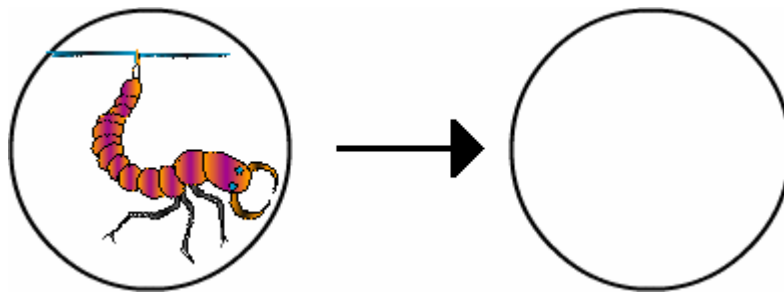
3) _____



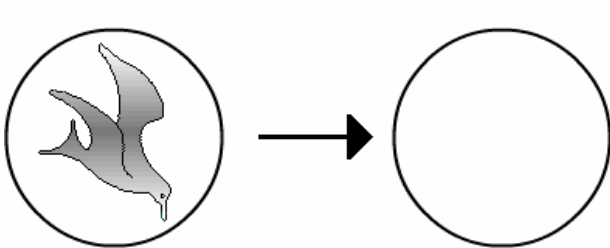
4) _____



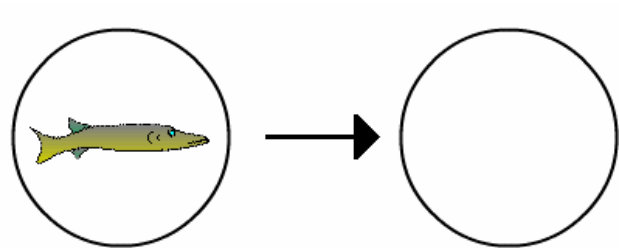
5) _____



6) _____

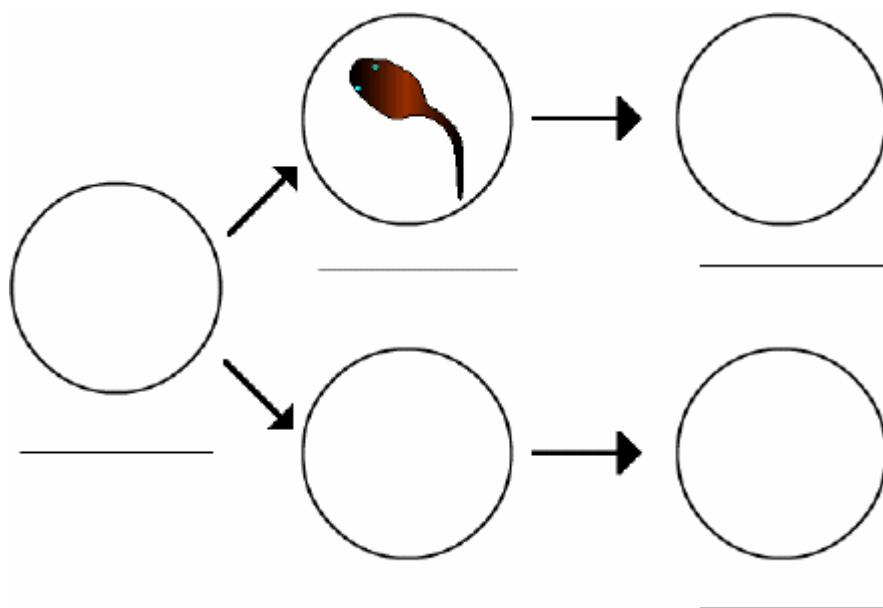


7) _____

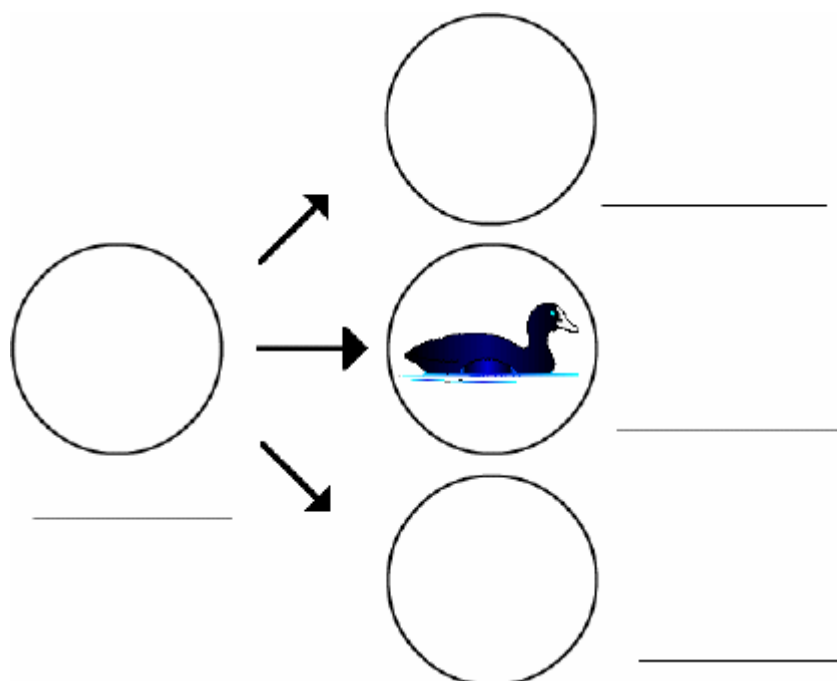


8) _____

9)



10)



HVORDAN SPISTE

HALETUDSEN?

GULDSMEDELARVE?

VANDKALVELARVEN?

GEDDEN?

HVAD SPISTE

MÅGEN?

BLISHØNEN?

GEDDEN?

SKALLEN?

FISKEREN?

Du kan iagttage nogle af fødekæderne ved at hente dyr og planter fra en sø og anbringe dem i et akvarium.

Du kan lære meget om de helt små dyr som dafnier og vandlopper ved at se på dem i et mikroskop.

HUSK: Padder og krybdyr er fredet.